



# MyGarage Panel System

Eliminate the mess, optimise your wall space, and say hello to a sleek, contemporary, and **well-organised** garage.

Our friendly team will design and install your ideal garage space, so you can sit back and **relax** knowing our professionals are on the case.

Just get in touch to **start** your transformation journey today.

# Why Choose Us?

Our full **Design and Installation** package means you don't have to worry about a thing. Our professional team will measure up the space, arrange the installation and send out a team to create your dream garage.



It's your choice of how much or how little of the garage you would like us to upgrade. Some clients opt for the full garage to be fitted out, others choose just one wall of useful storage.


Our Panel System offers unparalleled flexibility, allowing you to **tailor** the transformation to your exact needs. Additionally, you can incorporate storage accessories that perfectly complement your lifestyle.

You can enhance the aesthetics further by adding some of our robust floor tiles for a cohesive and polished appearance.



# Benefits

- We can cover up any pipes so the space looks **streamlined** and organised
- Our Panel covers the entire wall and **hides** any marks or unsightly areas
- **Flexibility** is key and once installed on the wall, all storage accessories are easily moved to a new location
- Build it up **over time** as and when you need new storage accessories by giving our office a call
- Using panel on your walls allows you to **optimise the space** and make the most of every square inch of wall space



- Our white wall panels help **bounce light** around the garage providing a much nicer garage environment

# How to get a Quote



Give us a call on 087 802 9186 to **start** the process. Depending on your location, we will either send someone over to see you or provide a remote quote.

**In-Person Quote:** One of our team will visit you to take a look at your garage. They will take photos, note dimensions and discuss your your needs. We will then provide a quote and drawings for you to look at.

**Remote Quote:** If you live a little further away, you can send in photos and dimensions of your garage plus a little information on what you are looking for. We can then prepare the drawings and quote for you remotely and send it to you via email.

# Next Steps

Once you decide to go ahead with your **installation** the date is confirmed, usually within two weeks but it may be up to 5-6 weeks during busy periods.



We will ask you to empty the garage before our arrival and then our installation team will get to work. A standard double garage will take approximately 1-2 days

The team will attach timber battens to the current wall for support and strength. The panel is then screwed into these to attach it to your wall and finished off with aluminium trim.



# Choosing Accessories



As part of the process, determining the types of **storage accessories** you require is essential.

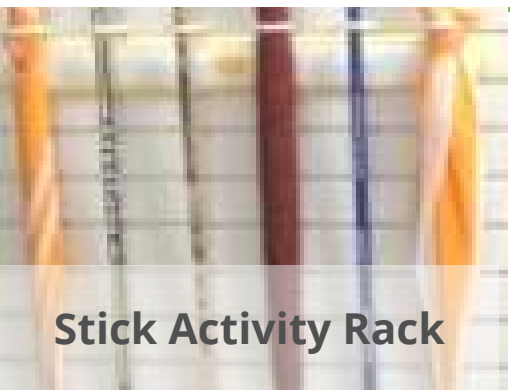
We provide an **extensive** range of options, including shelves, baskets and bike hooks to name a few.

You can select these accessories as part of your initial installation or contact us afterward to make a purchase once the work is completed.

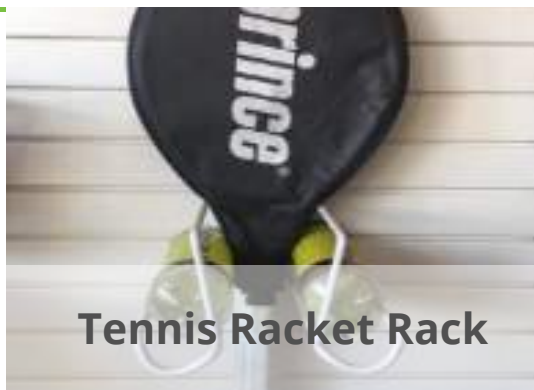
For more detailed information on our accessories, please refer to the next page.



# Accessory Options



**Stick Activity Rack**



**Tennis Racket Rack**



**Mini Basket**  
300 x 150 x 100



**Vertical Bike Hook**



**Activity Basket**  
600 x 300 x 200



**Giant Hang All Bracket**




**Horizontal Bike Rack**

# Accessory Options



**Middle Basket**  
600 x 150 x 100



**Shallow Basket**  
600 x 300 x 150



**Deep Basket**  
300 x 300 x 200



**Multi Tool Holder**



**Shoe Shelf**



**Paper Towel Holder**



**Hook Pack**



**Hang All Bracket**



# Accessory Options



**Small Tip Out Bins**



**Medium Tip Out Bins**



**Large Tip Out Bins**



**Utility Hanger Rack**




**In-Line Tool Holder**



**Overhead Storage Rack**



**Heavy Duty Platform**



**Straight Bracket**

# Accessory Options



**Tall Cabinet**



**Tall Cabinet  
1/2 Shelf**



**Wall Cabinet**

# Accessory Options



**1200 Wire  
Storage Shelf**



**600 Wire  
Storage Shelf**



**Double Golf Rack**



**Saddle Rack**



**Large Board Rack**



**Golf Activity Centre**



**Modular Shelf Kit  
5 Shelves**

# Accessory Options



# Contact Us

[www.mygarage.co.za](http://www.mygarage.co.za)  
[info@mygarage.co.za](mailto:info@mygarage.co.za)  
087 802 9186

## Follow Us



@mygaragesa



@mygarage\_sa



@mygaragesa



@mygaragesa